

The Firs Club Campsite

Crich Lane, Belper, Derbyshire DE56 2JH Tel: 01773 852913



**SPEED
LIMIT**

Pitch Guide

Pitch type	Peg colour	Hardstanding	Grass
Standard with awning	White		
Standard without awning	Blue		
Serviced	Red		



Site Map Key

- | | | | |
|--|-----------------------------|--|-------------------------|
| | Accessible Bathroom | | Dog Wash |
| | Assembly Point | | Information Room |
| | Baby and Toddler Facilities | | Laundry |
| | Defibrillator | | Motorhome Service Point |
| | Dishwashing Area | | Service Point |
| | Dog Walk | | Toilet Facilities |

Site Information

Safety on site

Fire point

Please check where your nearest fire point is so you can raise the alarm if you discover a fire, make a note of where the assembly point (shown on the map overleaf) is and read the fire action notice. Fire extinguishers are provided at the fire points. If a fire breaks out, follow the site team's instructions.

Vehicles, cycles and roads

For the safety and enjoyment of everyone on site, please keep your speed down. The speed limit on all sites is 5mph; that's 1st gear or walking pace. Please make sure you follow one-way systems, pedestrians always have priority over vehicles when crossing site roads. Please be aware of young children around the site. Bicycles are allowed but there should be no cycling on site during the hours of darkness.

Supervision of children

Parents or guardians are responsible for the safety of children in their care at all times while on site.

Play areas are never entirely risk free, so we ask that children are supervised by an adult.

Dogs and other pets

You are responsible for your pet's behaviour. Please make sure your pet is under control at all times and kept on a secure lead no more than 2 metres long.

Please exercise your dog in the dog walk/areas, where provided – we know accidents can't always be avoided, but please clean up quickly and use the dog bins provided. Unless you have an assistance dog, dogs aren't allowed in the reception, information room, toilet blocks, laundry rooms, dishwashing areas, swimming pools, or any other buildings on site.

Visitors

Please meet visitors at reception.

Defibrillators

The location of this site's defibrillator is provided at reception or the information room, and are also shown on the map overleaf.

Emergencies

In the event of an emergency outside office hours, please call 999 if required. The site team should then be contacted by following the instructions displayed at reception and information room doors.

Security of guest property

Guests are responsible for their belongings and are advised to securely lock outfits and vehicles removing valuable items from sight when not in attendance.

Electrical hook-ups

Only single cables are to be used – no joints or splitters are allowed. Don't coil excess cable as it can overheat and catch fire.

Site Facilities

Toilets and showers

Where facilities are available, the toilet block will be closed for cleaning at the times displayed at the facility blocks. Please ensure children are supervised by an adult at all times. If you need keys to the accessible facilities or family bathrooms, please speak to the site team.

Laundry

Where facilities are available, please see the site information sheet for further details. Please don't hang washing lines between trees or on fences.

Rubbish disposal and recycling

Please recycle as much as possible in the appropriate areas. Recycling arrangements vary from campsite to campsite due to regional variations.

We cannot accept large items of waste and recycling on site.

Sanitation

Only empty the contents of chemical toilets at the disposal points provided. Please wrap disposable nappies and similar bulky items in a bag and place them in the bin provided, never in the toilet or chemical toilet disposal points.

Reception services

Sites sell rock pegs, toilet chemicals, extension cables, site plaques and motorhome signs for your convenience. Some site teams may offer a more extensive range of goods.

Pitches

Pitch care

Please lift ground awning sheets on grass pitches at frequent intervals or as required by the site team.

Motorhomes

If your pitch is left unoccupied, please leave your motorhome sign on display.

Electric hook-up

The costs of electricity are included in your pitch fee, except where electricity metering is in place, but please think of the environment by considering your electricity use.

Vacating your pitch

If you wish to stay after 12 noon on your day of departure, please ask at reception.

Selected sites may have an earlier departure time due to lease or access restrictions.

Please leave your pitch clean and tidy when departing the campsite.

On-pitch vehicle charging

Guests can charge hybrid and electric vehicles on the pitch via their outfit (not directly into the bollard). Charges apply, please visit reception to make payment. Dedicated 22kW charging stations are also available at some sites.

Behaviour on Site

Noise

Be mindful of noise levels at all times, and ensure that you don't disturb other guests after 10pm. Keep musical instruments, radios, TVs, etc. at a considerate noise level.

Drones

Drones aren't permitted to be used by guests on our campsites, unless agreed and commissioned by the Club.

Privacy

Guests are requested to respect other guests' privacy at all times. Don't cut across or go behind occupied pitches.

Ball Games

No ball games are allowed on or near pitches.

Pools/Jacuzzis

The use of pools, jacuzzis or similar items aren't permitted on site.

General

Biodiversity

The Club supports biodiversity, providing spaces for nature to thrive by letting grasses and wildflowers grow naturally encouraging birds, butterflies and insects.

More... European campsites than any other UK touring club

You can choose from over 300 handpicked European campsites, save up to 10% on ferry and LeShuttle (Eurotunnel) crossings, as well as benefit from our lowest price guarantee on all European touring holidays.

Visit: camc.com/overseas

Caravan and Motorhome Club is a trading name of The Caravan Club Limited.

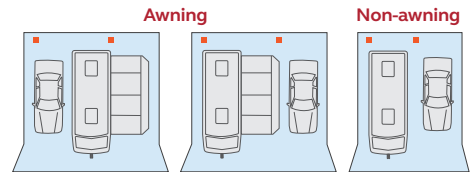
Pitching Guide

We are rolling out a new way to pitch – the site team will let you know which pitching style is currently being used on this site.

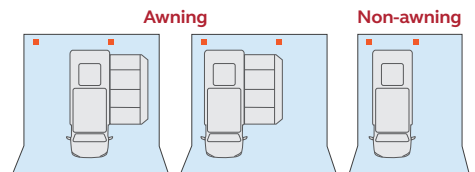
Pitching style 1

Our pitch markers are now further apart. Please position your outfit anywhere between them ensuring you leave sufficient space for any cars or awnings within the pitch.

Car and Caravan



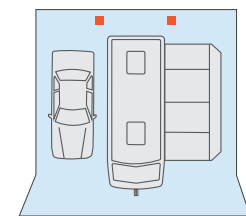
Motorhome



Pitching style 2

Please position your outfit with both corners aligned to the pegs.

Car and Caravan



To avoid the spread of fire there must be at least 6 metres between facing walls of adjacent outfits, and 3 metres of space in any direction.

If you need any more information, please speak to the site team who will be happy to assist you.