



Tourer Explorer



Activities!



**Packed full of outdoor fun,
puzzles & things to do!**



**CARAVAN AND
MOTORHOME CLUB**
SINCE 1907

Welcome to your Tourer Explorer activity booklet!

Spot the Difference	2	Tourer Explorer Challenges	9-10
Puzzle time	3	Get creative in the kitchen!	11-12
Journey Bingo	4	Make your own board game dice	12
Colour us in	5	Activity Solutions	12
Snakes & Ladders	6-7	Did you know...?	13
Interesting things to find	8		



Spot the difference

Can you find the 10 differences between these 2 pictures?



Puzzle time

I'm a wise little owl and I'm great at puzzles and solving problems...



Word Search

F	U	H	E	M	S	R	E	G	D	A	B	L	Y	L
P	L	P	C	P	X	D	B	V	W	M	I	M	V	F
L	R	O	R	A	L	B	G	K	I	A	W	C	H	Z
H	T	I	W	X	E	S	T	Q	N	T	R	E	E	S
V	N	Q	I	E	G	B	Z	S	T	F	M	E	K	T
G	O	B	L	O	R	R	S	Y	E	M	E	Q	T	K
E	S	X	J	J	C	S	L	N	R	Y	S	J	L	G
B	U	B	W	C	D	F	Y	V	O	Q	N	Y	Q	W
A	D	G	U	D	R	J	B	C	K	W	H	F	B	E
L	L	F	Z	E	C	O	V	M	X	J	Z	M	U	S
J	H	B	T	B	Z	L	T	O	Z	G	D	D	D	U
N	P	T	I	S	Q	U	I	R	R	E	L	A	L	O
F	U	L	G	I	C	N	W	D	A	A	X	U	Z	M
B	J	W	I	L	D	L	I	F	E	X	H	P	C	F
G	M	K	P	H	U	H	V	J	P	B	D	V	Q	C

Find the hidden words to complete the puzzle.


There are 12 words for you to find hidden in this word search. You can go up, down, backwards and diagonally to find them.

Good luck!

- | | |
|-----------|----------|
| Badger | Snail |
| Beach | Snow |
| Butterfly | Squirrel |
| Flowers | Trees |
| Mouse | Wildlife |
| Spring | Winter |

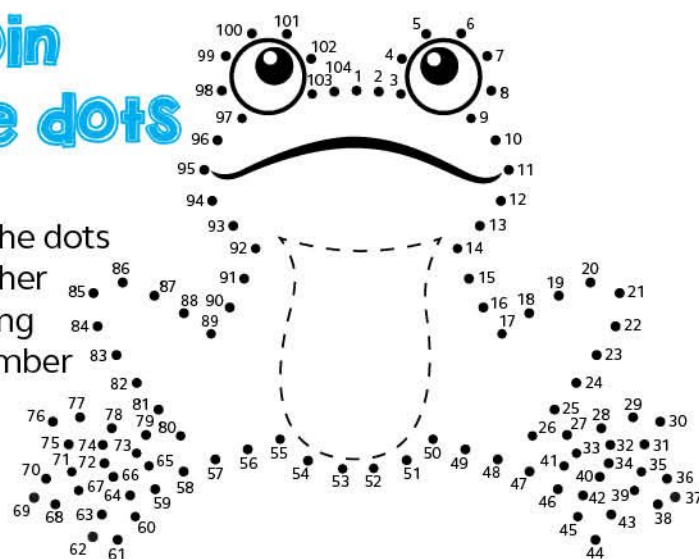
Hedgehog's Maze

Help Hedgehog burrow his way down to the insects!



Join the dots

Join the dots together starting at number one.



Sudoku

	9	3	1		5	6	4	
7								5
5		1	2		9	3		7
2								3
	3	6	9		7	5	2	
9								1
3	2	4		8	1			9
6								4
	4	7	3		2	8	5	

Journey Bingo

Have a race with your family, if you complete your card, shout bingo!



Bingo 1



STOP Sign



Forest



Yellow Car



Petrol Station



Bridge



Birds



Dog



Rainbow



Traffic Light

Bingo 2



Airplane



Caravan



Bus



Cone



Wildlife Sign



Train



Van



Dog



Rainbow

Bingo 3



STOP Sign



Forest



Yellow Car



Airplane



Petrol Station



Birds



Bus



Train



Traffic Light

Bingo 4



Airplane



Caravan



Dog



Cone



Wildlife Sign



Bridge



Van



Yellow Car



Rainbow



Colour us in!





Snakes & Ladders

Find the most interesting playing piece you can find, make the dice at the back of the booklet and challenge your family or friends to a game!

33 	34 	35 Question 7 Name five flying insects?	36
32 Question 6 I fly silently in the night - who am I?	31 	30 	29
17 	18 	11 	20
16 Question 3 What is the largest planet in the solar system?	15 	14 	13
Start 	2 		4 Question 1 Name 4 animals found in UK ponds?



If you land on a square with a question and answer correctly, roll the dice to move forward that number of spaces, if you get it wrong, do the same but move backwards. The answers are on page 12.

37 Question 8 What is the name of the tree that produces conkers?	38 	39	Finish
28 	27	26 Question 5 A tadpole is a baby what?	25
21 Question 4 Name 6 animals you might see on a farm?	22 	23 	24
12 	11 	10 	9
5 	6 	7 Question 2 Name a UK animal covered in spines?	8

Interesting things to find



I love to find things and I'm always on the lookout for new and exciting discoveries!

Find and decorate a container and fill it with all the interesting things you find on your adventures!



Tick the boxes when you find something that is...

Bumpy	<input type="checkbox"/>	Hairy	<input type="checkbox"/>	Smooth	<input type="checkbox"/>
Fuzzy	<input type="checkbox"/>	Glossy	<input type="checkbox"/>	Cold/warm	<input type="checkbox"/>
Bristly	<input type="checkbox"/>	Furry	<input type="checkbox"/>	Pink/purple	<input type="checkbox"/>
Wooly	<input type="checkbox"/>	Bushy	<input type="checkbox"/>	White	<input type="checkbox"/>
Velvety	<input type="checkbox"/>				

Leaf-Rubbing

Nature is full of shapes and textures. Make some wild art by making a leaf-rubbing. Explore nearby to find two or three different shaped leaves.

Tourer Explorer Challenges

Let's
have
fun!

We've put together some ideas to help you and your family make the most of the great outdoors, whether you're on holiday, in the park or your own back garden.

Tick off the challenges as you go, how many can you complete?



- 1. Make a leaf painting** Find some interesting leaves and paint one side, press them down on your paper and peel them back to reveal a beautiful leaf print. ☐

- 2. Toast marshmallows** Grab a clean stick or skewer and pop a marshmallow or two on the end, hold over the fire until it starts turning golden brown. ☐

- 3. Play poohsticks** Can be played on any bridge over running water; each player drops a stick on the upstream side of a bridge and the one whose stick first appears on the other side is the winner. ☐

- 4. Investigate a beach rock pool** Take your net and bucket for a little dipping, but remember to return any finds to the rock pool you took them from. ☐

- 5. Roll down a hill** Challenge your friends and family to a hill rolling race! ☐

- 6. Go on a nature walk with your family** There are so many interesting nature finds to be discovered. ☐



- 7. Make paperchains** Perfect for a wet afternoon, use strips of coloured paper and link together with a spot of glue. ☐

- 8. Fly a kite** Catch some air and reach for the skies. If you don't have your own kite you could make one with a little string, paper and wood. ☐

- 9. Make snow angels** Or sand angels on the beach, or leaf angels in autumn! Lie down and spread your 'wings' sweeping them up and down to make an angel impression. ☐



Some of these challenges require adult supervision, ask an adult to help you out.



- 10. Go on a boat or bike ride with your family** Grab your life jacket or helmet and have an adventure from a different perspective. ☐

- 11. Make a bug house** You can make a bug house from almost anything, twigs, bamboo, dried leaves, old bricks and more. Use your imagination to make a cosy home for critters. ☐

- 12. Splash in puddles** Make like Peppa and grab your wellies for a splashing good time. ☐

- 13. Make a card for Someone Special** Why not take inspiration from the nature around you? Pick up pretty flowers and leaves and create a beautiful collage. ☐

- 14. Go on a picnic** Pack your favourite sandwiches and snacks and find a sunny spot. ☐

- 15. Go Stargazing / Spot constellations** Wait until dark and discover the wonderful world of the night skies. ☐

- 16. Make your own constellation** Why not use your imagination and come up with a constellation of your very own. ☐



Get creative in the kitchen!

These recipes are great for making all year round, for picnics, parties and for taking on adventures! Ask an adult for a helping hand before you start...

WARM WEATHER TREATS

Frozen Yogurt Lollies

Makes up to 6

These delicious and refreshing lollies are perfect for cooling down on a hot summer's day!

Ingredients

- 450-500ml yogurt (Greek yogurt with honey is great!)
- A handful of fresh fruit (crushed strawberries, raspberries, blueberries, banana slices)
- A few tbsp of jam (optional)
- You will also need Lollypop moulds and sticks.

What to do:

1. Start by mixing the yogurt with some crushed fruit or generous swirls of jam.
2. Pour mixture into an ice lolly mould and freeze for at least two hours, or until frozen solid.



COOL WEATHER TREATS

Hot Chocolate

Makes 1 cup

Ingredients

- 2 Tbsp. hazelnut or chocolate spread
- 1 cup milk (any kind)
- Optional toppings: whipped cream, marshmallows, chocolate syrup, chocolate shavings, cocoa powder.

What to do:

1. Heat milk in a small saucepan over medium-high heat until steaming (not boiling), stirring occasionally.
2. Add in the hot chocolate, and stir until dissolved. Serve with your desired toppings on top.



Pick 'n' mix Pizza

Makes 4-5 mini pizzas

Fun and flexible to make, these mini pizzas are ideal for picnics and parties.

Ingredients

- Pizza dough mix
- 1 jar of pizza topping tomato sauce
- Chopped vegetables, grated cheddar, pepperoni, ham, pineapple, cooked bacon or any other toppings of your choice.

What to do:

1. Preheat the oven to fan 200C/ conventional 220C/gas 7. Following the instructions on the pizza dough packet, make up the dough.
2. Divide the dough into 4-5 balls, dust with flour and roll out on a floured surface.
3. Once the dough is on the sheets, spread a layer of tomato sauce over, then sprinkle with grated cheese and add the toppings of your choice. Bake for 15 minutes.
4. Remove the pizzas from the oven. If you like an extra crispy base, take them off the trays and put them back in the oven directly on the shelves for a further 5 minutes.



Snakes & Ladders board game dice

(page 6)



Cake Pops

Makes 12

These colourful cake pops make tasty treats all year round!

Ingredients

For the cake

- 100g butter
- 100g caster sugar
- ½ tsp vanilla extract
- 2 eggs
- 100g self-raising flour

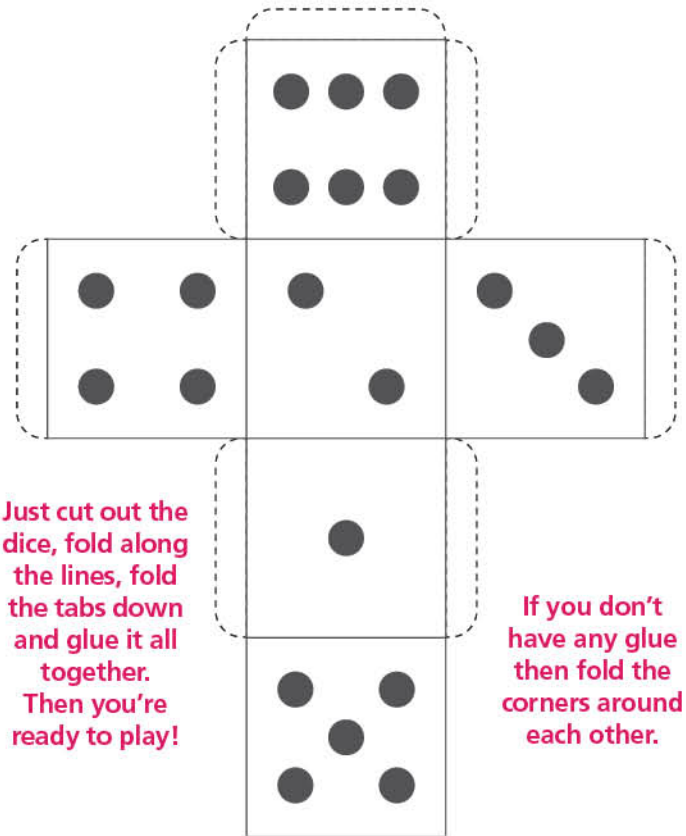
For the buttercream

- 75g butter
- 150g icing sugar
- ½ tsp vanilla extract
- 1 tbsp milk
- 200g white chocolate, melted
- Edible decorations (sprinkles, food colouring etc.)

You will also need: Lollypop sticks

What to do:

1. Heat oven to 190C/170C fan/gas 5. Grease and line the base of a 20cm sandwich tin. Mix the butter, sugar and vanilla extract into a bowl until creamy. Slowly beat in the eggs, one by one, then fold in the flour and mix well. Pour into the cake tin and bake for about 20 mins until risen and golden brown. Set aside to cool completely.
2. Now make the buttercream. In a large bowl, beat the butter and icing sugar together until smooth, add the vanilla extract and milk and beat again. Once the cake is cooled, crumble into large crumbs. Add the butter cream and stir together. Take chunks of the cake mixture and roll into balls, transfer to a lined tray or plate, push a lollypop stick into each, and pop in the fridge for an hour.
3. Melt the white chocolate. Tip the sprinkles into another bowl. Take each of the chilled cake pops and dip into the white chocolate, allowing it to drip off a little over the bowl. Dip into the sprinkles, then stand upright in a mug to dry at room temperature for an hour, or in the fridge for 30 mins.



Activity Solutions

Spot the difference
Page 2



Word Search Page 3



Sudoku
Page 3

8	9	3	1	7	5	6	4	2
7	2	4	8	3	6	9	1	5
5	6	1	2	4	9	3	8	7
2	1	5	6	8	4	7	9	3
4	3	6	9	1	7	5	2	8
9	7	8	5	2	3	4	6	1
3	5	2	4	6	8	1	7	9
6	8	9	7	5	1	2	3	4
1	4	7	3	9	2	8	5	6

Snakes & Ladders Answers
Page 6 & 7

1. Tadpole, frog, stickleback, leeches
2. Hedgehog.
3. Jupiter.
4. Cow, chickens, pigs, goats, horses, sheep.
5. Frog.
6. Owl.
7. Butterfly, bee, moth, dragonfly, Ladybird.
8. Horse chestnut

Did you know...?

Did you know...?

A bear has 42 teeth



Did you know...?

For every person there are 2 million insects



Did you know...?

Frogs can't swallow with their eyes open



Did you know...?

There are 1 trillion trees on earth



Did you know...?

A dog's sense of smell is 100,000 times stronger than humans



Did you know...?

Owls cannot move their eyes from side to side



Did you know...?

Butterflies taste with their feet



Did you know...?

The pygmy shrew is the smallest mammal in Britain



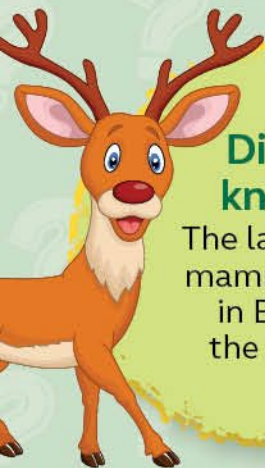
Did you know...?

Elephants can't jump



Did you know...?

The largest wild mammal found in Britain is the red deer



Did you know...?

A pet hamster can run up to 8 miles a night on a wheel



Did you know...?

Giraffes can touch their ears with their tongue




Did you know...?

A mole can dig its way through an amazing 14 metres of soil in just one hour



Did you know...?

The collective noun for a group of hedgehogs is an Array



Did you know...?

A cat has 32 muscles in each ear

