














# Bunree Club Campsite



## Site Map Key

-  Assembly Point
-  Assistant Site Manager
-  Dog Area
-  Games Room
-  Information Room
-  Laundry
-  Motorhome Service Point
-  Play Area
-  Service Point
-  Site Manager
-  Toilet Block

## Pitch Guide

Pitch type	Peg colour	Hardstanding
Standard with awning	White	
Standard without awning	Blue	

# Site Information

## Safety on site

### Fire point

Please check where your nearest fire point is so you can raise the alarm if you discover a fire, make a note of where the assembly point is and read the fire action notice. Fire extinguishers are provided at the fire points. If fire breaks out, follow the Site Staff's instructions. Keep your children safe by making them aware of the danger of emergency services rushing to the scene. In the event of fire, there are alarm bells at service points, the assembly point is shown on the site plan.

### Dogs and other Pets

You are responsible for your pet's behaviour. Please make sure your pet is under control at all times; dogs must be kept on a secure lead no more than 2 metres long. Please exercise your dog in the dog walk/areas, where provided. We know accidents can't always be avoided, but please clean up quickly and use the dog bins provided. Unless you have an assistance dog, dogs aren't allowed in the toilet blocks, laundry rooms or dishwashing areas.

### Security barrier

There is a security barrier operated by a remote control for entry to the site.

### Supervision of children

Parents or guardians are responsible for the safety of children in their care at all times whilst on site. Play areas are never entirely risk free, so we ask children are supervised by an adult. Please remember you are responsible for your children on site.

### Vehicles and cycles

For the safety and enjoyment of everyone on site, please keep your speed down. The speed limit on all sites is 5mph; that's 1st gear. Pedestrians always have priority over vehicles when crossing site roads. Please expect that young children may move around your vehicle carelessly, because they have little understanding of road risks, and adapt your driving technique to allow for this.

Please make sure you follow one-way systems and there should be no cycling on site during the hours of darkness.

### Visitors

Please ask visitors to go to reception on arrival and meet after-hours visitors.

## Site facilities

### Toilets and Showers

Keys for the baby and toddler bathroom and radar keys for the accessible facilities are available from reception.

### Laundry

Washing machine £4.00, Tumble dryer £1.00, Rinse & Spin £1.00. Washing sinks are also available. Please don't hang washing lines between trees or on the fences.

## Pitches

### Barbecues

Barbecues are allowed on site but open fires are not. Please keep them off the grass.

### Electric hook-up

The costs of electricity are included in your pitch fee, but please think of the environment by considering your electricity use.

### Motorhomes

If your pitch is left unoccupied, please leave your motorhome sign on display.

### Pitch care

Steel awning pegs are required on this site. Please note awnings aren't permitted on Loch side pitches.

### TV reception

Digital TV reception is good, best with aerial vertical.

### Vacating your pitch

If you wish to stay after 12 noon on your day of departure, please ask at reception

### Wi-Fi

Wi-Fi is available. Please visit [camc.com/Wifi](http://camc.com/Wifi) for more information about our Wi-Fi service.

## Site contact details:

**Bunree Caravan and Motorhome Club Campsite**  
**Onich**  
**Fort William**  
**PH33 6SE**

**Telephone: 01855 821283**

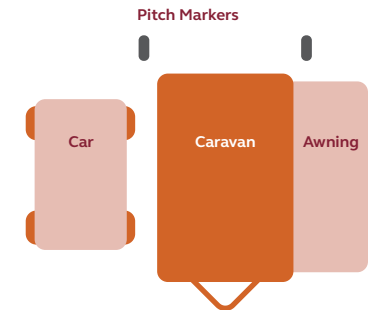
## Emergency details:

In the event of an emergency outside of office hours please call 999 if required, then contact the Site Staff on the emergency number below.

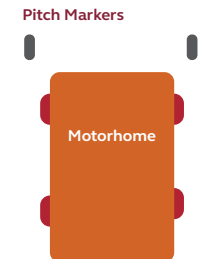
**Emergency out-of-hours number:**  
**07387 729897**

## Parking Guide

### Car and Caravan



### Motorhome



To avoid the spread of fire there must be at least 6 metres between facing walls of adjacent outfits, and 3 metres of space in any direction.

To help us keep you safe please park your caravan or motorhome between the two pitch markers. If you wish to park in a different way, please check with Site Staff.