











Hebden Bridge Club Site



Site Map Key

-  Assembly Point
-  Information Room
-  Motorhome Waste Point
-  Service Point
-  Warden
-  Dog Area

Pitch Guide

Pitch type	Peg colour	Hardstanding	Grass
Standard with awning	White		
Standard without awning	Blue		
Serviced	Red		

Site Information

Safety on site

Fire point

Please check where your nearest fire point is so you can raise the alarm if you discover a fire, make a note of where the assembly point is and read the fire action notice. Fire extinguishers are provided at the fire points. If fire breaks out, follow the Site Staff's instructions. Keep your children safe by making them aware of the danger of emergency services rushing to the scene. In the event of fire, there are alarm bells at service points, the assembly point is shown on the site plan.

Dogs and other Pets

You are responsible for your pet's behaviour. Please make sure your pet is under control at all times; dogs must be kept on a secure lead no more than 2 metres long. Please exercise your dog in the dog walk/areas, where provided. We know accidents can't always be avoided, but please clean up quickly and use the dog bins provided. Unless you have an assistance dog, dogs aren't allowed in the toilet blocks, laundry rooms or dishwashing areas.

Supervision of children

Parents or guardians are responsible for the safety of children in their care at all times whilst on site. Play areas are never entirely risk free, so we ask children are supervised by an adult. Please remember you are responsible for your children on site.

Vehicles and cycles

For the safety and enjoyment of everyone on site, please keep your speed down. The speed limit on all sites is 5mph; that's 1st gear. Pedestrians always have priority over vehicles when crossing site roads. Please expect that young children may move around your vehicle carelessly, because they have little understanding of road risks, and adapt your driving technique to allow for this. Please make sure you follow one-way systems and there should be no cycling on site during the hours of darkness.

Visitors

Please ask your visitors to go to reception on arrival. Please meet after-hours visitors at reception.

Reception services

Shop

Sells toilet chemicals, Calor Gas, caravan accessories, groceries and local maps.

Pitches

Barbecues

These are allowed on site but open fires are not. Please keep barbecues off the grass.

Electric hook-up

The costs of electricity are included in your pitch fee, but please think of the environment by considering your electricity use.

Motorhomes

If your pitch is left unoccupied, please leave your motorhome sign on display.

Pitch care

Please lift awning ground sheets daily.

TV reception

Television reception is poor - it is best with a coaxial booster cable. The EHU bollards have a TV socket (booster cable required).

Vacating your pitch

If you wish to stay after 12 noon on your day of departure, please ask at reception/

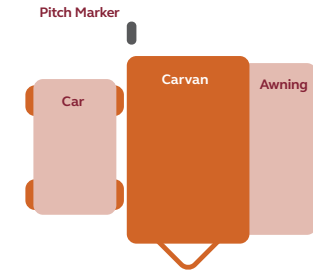
Site Contact Details:

**Hebden Bridge Caravan and
Motorhome Club Site
Cragg Vale
Hebden Bridge
West Yorkshire
HX7 5RU**

Telephone: 01422 882531

Parking Guide

Car and Caravan



Motorhome



To avoid the spread of fire there must be at least 6 metres between facing walls of adjacent outfits, and 3 meters of space in any direction.

To help us keep you safe, please park with rear offside or front nearside of caravan or motorhome to the numbered pitch marker. If you wish to park in a different way, please check with site staff.