

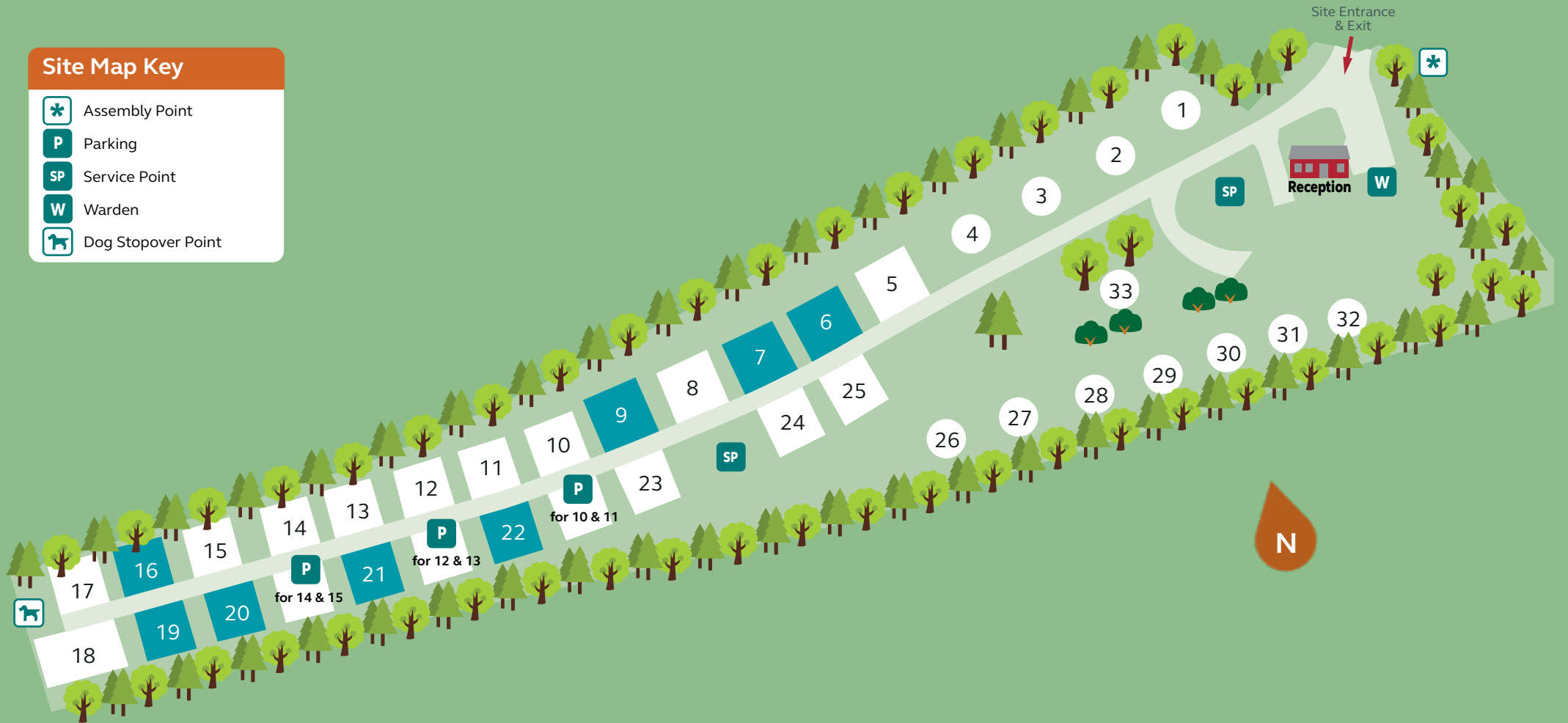





Slinfold Club Site

Site Map Key

-  Assembly Point
-  Parking
-  Service Point
-  Warden
-  Dog Stopover Point



Pitch Guide

Pitch type	Hardstanding	Grass
Standard with awning		
Standard without awning		

Site Information

Safety on site

Fire point

Please check where your nearest fire point is so you can raise the alarm if you discover a fire, make a note of where the assembly point is and read the fire action notice. Fire extinguishers are provided at the fire points. If fire breaks out, follow the Site Staff's instructions. Keep your children safe by making them aware of the danger of emergency services rushing to the scene. In the event of fire, there are alarm bells at service points, the assembly point is shown on the site plan.

Dogs and other Pets

You are responsible for your pet's behaviour. Please make sure your pet is under control at all times; dogs must be kept on a secure lead no more than 2 metres long. Please exercise your dog in the dog walk/areas, where provided. We know accidents can't always be avoided, but please clean up quickly and use the dog bins provided. The dog waste bin is located at the bottom of site, just inside the gate.

Supervision of children

Parents or guardians are responsible for the safety of children in their care at all times whilst on site. Please remember you are responsible for your children on site.

Vehicles and cycles

For the safety and enjoyment of everyone on site, please keep your speed down. The speed limit on all sites is 5mph; that's 1st gear. Pedestrians always have priority over vehicles when crossing site roads. Please expect that young children may move around your vehicle carelessly, because they have little understanding of road risks, and adapt your driving technique to allow for this. There should be no cycling on site during the hours of darkness.

Pitches

Barbecues

Please keep barbecues off the grass. Open fires are not allowed.

Electric hook-up

The costs of electricity are included in your pitch fee, but please think of the environment by considering your electricity use.

Motorhomes

If your pitch is left unoccupied, please leave your motorhome sign on display.

Pitch care

Steel awning pegs are advised on this site. Please lift awning ground sheets daily.

TV reception

The TV reception on this site is poor.

Vacating your pitch

If you wish to stay after 12 noon on your day of departure, please ask at reception.

Wi-Fi

There is a Wi-Fi Hotspot within a communal area of the site. For more information, please ask the Site Staff.

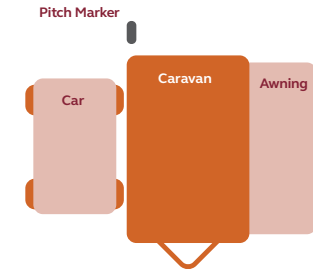
Site Contact Details:

Slinfold Caravan and Motorhome Club Site
Spring Lane
Slinfold
Horsham
West Sussex
RH13 0RT

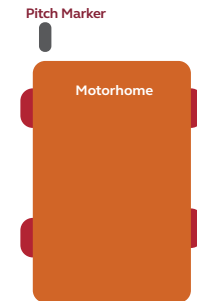
Telephone: 01403 790269

Parking Guide

Car and Caravan



Motorhome



To avoid the spread of fire there must be at least 6 metres between facing walls of adjacent outfits, and 3 metres of space in any direction.

To help us keep you safe, please park with rear offside or front nearside of caravan or motorhome to the numbered pitch marker. If you wish to park in a different way, please check with site staff.